
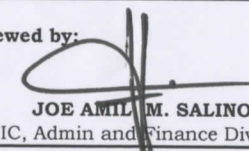



Department: Department of Environment and Natural Resources						Agency/Bureau/Operating Unit: Environmental Management Bureau - 4a										
Programs/Activities/Projects (P/A/P)/ Final Output (MFO)	Major	OACS Code	Previous Year Obligation			TOTAL	COMPREHENSIVE RELEASE					FOR LATER RELEASE				
			Actual Jan. 1 to Sept. 30	Estimate Oct. 1 to Dec. 31	Total		Q1	Q2	Q3	Q4	Sub-Total	Q1	Q2	Q3	Q4	Sub-Total
			(1)	(2)	(3)		(4)	5=(3+4)	6=(11+16)	(7)	(8)	(9)	(10)	11=(7+8+9+10)	(12)	(13)
A. PROGRAMS																
301060000 - Toxic Substances and Waste Management			7,391	3,702	11,093	11,239	2,324	3,280	2,862	2,773	11,239	-	-	-	-	-
PS			5,571	-	5,571	5,607	1,198	1,590	1,172	1,647	5,607	-	-	-	-	-
MOOE			1,820	3,702	5,522	5,632	1,126	1,690	1,690	1,126	5,632	-	-	-	-	-
CO			-	-	-	-	-	-	-	-	-	-	-	-	-	-
301060001 - Implementation of Ecological Solid Waste Management Regulations			3,191	863	4,054	4,550	933	1,335	1,125	1,157	4,550	-	-	-	-	-
PS			2,256	-	2,256	2,642	551	763	553	775	2,642	-	-	-	-	-
MOOE			935	863	1,798	1,908	382	572	572	382	1,908	-	-	-	-	-
CO			-	-	-	-	-	-	-	-	-	-	-	-	-	-
301060002 - Implementation of Toxic Substances and Hazardous Waste Management Regulations			4,200	2,839	7,039	6,689	1,392	1,944	1,736	1,617	6,689	-	-	-	-	-
PS			3,315	-	3,315	2,965	647	827	619	872	2,965	-	-	-	-	-
MOOE			885	2,839	3,724	3,724	745	1,117	1,117	745	3,724	-	-	-	-	-
CO			-	-	-	-	-	-	-	-	-	-	-	-	-	-
TOTAL			36,928	20,874	57,802	69,715	14,305	21,180	17,269	16,961	69,715	-	-	-	-	-
PS			26,232	634	26,866	35,146	7,678	9,801	7,340	10,327	35,146	-	-	-	-	-
MOOE			9,496	20,240	29,736	33,119	6,627	9,929	9,929	6,634	33,119	-	-	-	-	-
CO			1,200	-	1,200	1,450	-	1,450	-	-	1,450	-	-	-	-	-
III. Automatic Appropriation			3,184	29	3,213	3,186	793	797	798	798	3,186	-	-	-	-	-
RLIP			2,888	29	2,917	3,186	793	797	798	798	3,186	-	-	-	-	-
TLRG			296	-	296	-	-	-	-	-	-	-	-	-	-	-
PBB			-	-	-	-	-	-	-	-	-	-	-	-	-	-
TOTAL			40,112	20,903	61,015	72,901	15,098	21,977	18,067	17,759	72,901	-	-	-	-	-
PS			29,416	663	30,079	38,332	8,471	10,598	8,138	11,125	38,332	-	-	-	-	-
MOOE			9,496	20,240	29,736	33,119	6,627	9,929	9,929	6,634	33,119	-	-	-	-	-
CO			1,200	-	1,200	1,450	-	1,450	-	-	1,450	-	-	-	-	-
Sub-Allotment Advice			22,737	-	22,737	-	-	-	-	-	-	-	-	-	-	-
PS			22,737	-	22,737	-	-	-	-	-	-	-	-	-	-	-
CO			-	-	-	-	-	-	-	-	-	-	-	-	-	-
GRAND TOTAL			62,849	20,903	83,752	72,901	15,098	21,977	18,067	17,759	72,901	-	-	-	-	-
											72,901					
Submitted By:						Reviewed by:					Recommended By:					Date:
 JOSEPHINE S. PRINCIPLE Chief, Budget Section						 JOE AMIL M. SALINO OIC, Admin and Finance Division					 NOEMI A. PARANADA OIC, Regional Director					